

ALL CONTESTS
MANITOWOC COUNTY
 2018 Spring Primary

SUMMARY STATEMENT OF THE BOARD OF CANVASSERS

The total number of votes cast for the **JUSTICE OF THE SUPREME COURT**
 was 7,262

of which	Rebecca Dallet	received	2,178
	Michael Screnock	received	3,997
	Tim Burns	received	1,052
	SCATTERING	received	35

The total number of votes cast for the **MANITOWOC COUNTY CIRCUIT COURT JUDGE
 BRANCH 2**
 was 7,067

of which	Jerilyn M. Dietz	received	2,356
	John Bilka	received	596
	Patricia Koppa	received	1,487
	Ralph Sczygelski	received	1,922
	Eric Pangburn	received	657
	SCATTERING	received	49

Certification of the Board of Canvassers

We, the undersigned, certify that we are the members of the Board of Canvassers for
 MANITOWOC County.

We certify that the attached tabular statement of Votes Cast and Summary Statement of
 the Board of Canvassers, canvassed and prepared by us, are correct and true as
 compiled from the original returns made to the MANITOWOC County Clerk.

BOARD OF CANVASSERS

(1) Virginia Kemm (2) Donathy Bantini
 (3) James Backlund

(Date) Friday, February 23, 2018

MANITOWOC COUNTY

	T	T	T	T	T	T	T	T	T	T	T
FEBRUARY 20, 2018	CATO	CENTER	COOP	EATON	FRANKL	GIBSON	KOSSUT	LIBERT	MANITO	MRAPID	MPLGRV
SPRING PRM	TOTAL	1,2	1,2		1,2,3	1,2	1,2,3	1,2	1,2	1-5	

JUSTICE OF SUPREME COURT

REBECCA DALLET	2178	31	19	29	20	25	31	63	19	33	80	6
MICHAEL SCRENOCK	3997	92	47	75	35	64	81	109	77	70	199	55
TIM BURNS	1052	14	9	19	9	7	10	23	12	11	34	6
SCATTERING	35	0	0	2	0	2	1	2	1	7	2	0

CIRCUIT COURT JUDGE BRANCH# 2

JERILYN M. DIETZ	2356	53	19	36	19	25	25	57	28	42	112	15
JOHN BILKA	596	8	6	12	8	10	12	15	5	11	13	3
PATRICIA KOPPA	1487	24	22	26	17	18	28	28	15	13	76	10
RALPH SCZYGELSKI	1922	37	13	26	12	21	42	55	38	40	82	27
ERIC PANGBURN	657	10	3	7	2	11	8	27	9	7	20	3
SCATTERING	49	0	0	0	0	3	2	0	0	8	5	1

MANITOWOC COUNTY

FEBRUARY 20, 2018
SPRING PRM

T	T	T	T	T	T	T	V	V	V	V	V
MEEME	MISHIC	NEWTON	ROCKLA	SCHLES	TWOCRK	TWORIV	CLEVEL	FR CRK	KELLNE	MARIBE	MISHIC
1-4	1,2	1-3	1,2	1,2		1,2	1,2				1,2,3,4

JUSTICE OF SUPREME COURT

REBECCA DALLET	36	19	54	12	40	9	39	37	24	9	8	37
MICHAEL SCRENOCK	128	59	186	57	130	20	94	80	43	13	13	72
TIM BURNS	19	7	32	4	23	9	31	24	8	5	4	7
SCATTERING	1	0	0	0	2	0	0	2	0	0	0	1

CIRCUIT COURT JUDGE BRANCH# 2

JERILYN M. DIETZ	49	24	78	16	47	14	52	40	29	9	7	41
JOHN BILKA	17	1	14	4	28	0	7	7	4	0	4	11
PATRICIA KOPPA	41	18	48	7	67	6	34	34	17	12	9	25
RALPH SCZYGELSKI	44	26	104	33	19	11	31	35	21	5	2	26
ERIC PANGBURN	17	6	11	4	6	11	31	8	4	1	3	11
SCATTERING	4	0	0	0	2	0	0	0	0	0	0	1

MANITOWOC COUNTY

	V	V	V	V	C	C	C	C	C	C	C	
FEBRUARY 20, 2018	REEDSV	ST NAZ	VALDER	WHITEL	KIEL	MTWC	MTWC	MTWC	MTWC	MTWC	MTWC	MTWC
SPRING PRM	1.2.3				1-6.8. 9	1.2	3.4.22	5.6	7.8	9.10. 29	11.12	13.14

JUSTICE OF SUPREME COURT

REBECCA DALLET	30	11	20	17	79	71	95	126	36	74	129	93
MICHAEL SCRENOCK	46	28	38	39	147	128	140	126	57	129	170	120
TIM BURNS	18	5	11	11	31	44	43	85	16	47	55	46
SCATTERING	0	0	0	2	0	1	0	0	1	0	3	2

CIRCUIT COURT JUDGE BRANCH# 2

JERILYN M. DIETZ	34	14	22	23	82	83	93	127	31	84	146	87
JOHN BILKA	10	4	2	9	26	26	20	42	11	26	28	29
PATRICIA KOPPA	17	5	16	16	75	45	59	53	30	53	62	72
RALPH SCZYGELSKI	25	11	22	21	37	71	86	92	29	70	103	67
ERIC PANGBURN	2	3	4	3	15	21	23	26	14	16	27	18
SCATTERING	0	0	0	0	1	1	1	1	1	0	1	2

MANITOWOC COUNTY

FEBRUARY 20, 2018
SPRING PRM

C	C-MTWC	C	C	C	C	C
MTWC	17,18,	MTWC	TR	TR	TR	TR
15,16	21,23,	19,20,	1,2	3,4	5,6	7,8
	24,25,	27				
	26,28					

JUSTICE OF SUPREME COURT

REBECCA DALLET	157	94	145	83	117	60	61
MICHAEL SCRENOCK	243	104	248	102	164	96	73
TIM BURNS	63	41	60	27	54	39	29
SCATTERING	0	1	0	1	1	0	0

CIRCUIT COURT JUDGE BRANCH# 2

JERILYN M. DIETZ	162	97	152	79	109	52	42
JOHN BILKA	41	27	39	14	17	9	16
PATRICIA KOPPA	74	43	81	46	74	37	34
RALPH SCZYGELSKI	145	68	172	41	47	37	28
ERIC PANGBURN	39	9	25	30	74	58	30
SCATTERING	3	1	0	0	7	2	2

SPRING PRM ELECTION

VOTING STATUS STATEMENT

	ELIG VOTES	VOTES CAST	PERCENT CAST
T CATO - W1,2	1216	142	12%
T CENTERVILLE	501	75	15%
T COOPERSTOWN - W1,2	1025	128	12%
T EATON	628	65	10%
T FRANKLIN - W1,2,3	997	98	10%
T GIBSON - W1,2	1059	125	12%
T KOSSUTH - W1,2,3	1681	197	12%
T LIBERTY - W1,2	974	109	11%
T MANITOWOC - W1,2	873	121	14%
T MTWC RAPIDS - W1-5	1739	336	19%
T MAPLE GROVE	616	68	11%
T MEEME - W 1,2,3,4	678	185	27%
T MISHICOT - W1,2	985	86	9%
T NEWTON - W1-3	1784	273	15%
T ROCKLAND - W1,2	747	74	10%
T SCHLESWIG - W1,2	1559	195	13%
T TWO CREEKS	328	42	13%
T TWO RIVERS - W1,2	1481	168	11%
V CLEVELAND - W 1,2	1132	144	13%
V FRANCIS CREEK	522	81	16%
V KELLNERSVILLE	279	28	10%
V MARIBEL	265	25	9%
V MISHICOT - W1,2,3,4	1137	125	11%
V REEDSVILLE - W1,2,3	882	88	10%
V ST NAZIANZ	608	44	7%
V VALDERS	713	70	10%
V WHITELAW	579	73	13%
C KIEL - W1-6,8,9	2543	262	10%
C MTWC - W1,2	2505	255	10%
C MTWC - W3,4,22	2781	290	10%
C MTWC - W5,6	2544	349	14%
C MTWC - W7,8	2468	117	5%
C MTWC - W9,10,29	2730	258	9%
C MTWC - W11,12	2554	371	15%
C MTWC - W13,14	2559	279	11%
C MTWC - W15,16	2691	475	18%
C MC-17,18,21,23-26,28	2782	255	9%
C MTWC - W19,20,27	2632	475	18%
C TR - W1,2	1862	219	12%
C TR - W3,4	2592	344	13%
C TR - W5,6	2359	200	8%
C TR - W7,8	2374	168	7%
TOTALS	62964	7482	12%
NUMBER OF REPORTING UNITS	42		
NUMBER OF UNITS REPORTED	42		

EL042R
2/23/18 10:26:18

MANITOWOC COUNTY
FEBRUARY 20, 2018

SPRING PRM ELECTION PRECINCTS-REPORTING

ASSEMBLY DIST 1, SENATE DIST 1

T TWO CREEKS YES

ASSEMBLY DIST 2, SENATE DIST 1

T COOPERSTOWN - W1,2 YES
T FRANKLIN - W1,2,3 YES
T GIBSON - W1,2 YES
T KOSSUTH - W1,2,3 YES
T MISHICOT - W1,2 YES
T TWO RIVERS - W1,2 YES
V FRANCIS CREEK YES
V KELLNERSVILLE YES
V MARIBEL YES
V MISHICOT - W1,2,3,4 YES
C TR - W1,2 YES
C TR - W3,4 YES
C TR - W5,6 YES
C TR - W7,8 YES

1 OF 1
REPORTING UNITS HAVE REPORTED

14 OF 14
REPORTING UNITS HAVE REPORTED

EL042R
2/23/18 10:26:18

MANITOWOC COUNTY
FEBRUARY 20, 2018

SPRING PRM ELECTION PRECINCTS-REPORTING

ASSEMBLY DIST 25, SENATE DIST 9

ASSEMBLY DIST 27, SENATE DIST 9

T CATO - W1.2	YES
T EATON	YES
T LIBERTY - W1.2	YES
T MANITOWOC - W1.2	YES
T MTWC RAPIDS - W1-5	YES
T MAPLE GROVE	YES
T MEEME - W 1.2,3,4	YES
T NEWTON - W1-3	YES
T ROCKLAND - W1.2	YES
V REEDSVILLE - W1.2,3	YES
V ST NAZIANZ	YES
V VALDERS	YES
V WHITELAW	YES
C MTWC - W1.2	YES
C MTWC - W3.4,22	YES
C MTWC - W5.6	YES
C MTWC - W7.8	YES
C MTWC - W9,10,29	YES
C MTWC - W11,12	YES
C MTWC - W13,14	YES
C MTWC - W15,16	YES
C MC-17,18,21,23-26,28	YES
C MTWC - W19,20,27	YES

T CENTERVILLE	YES
T SCHLESWIG - W1.2	YES
V CLEVELAND - W 1,2	YES
C KIEL - W1-6,8,9	YES

23 OF 23
REPORTING UNITS HAVE REPORTED

4 OF 4
REPORTING UNITS HAVE REPORTED

EL042R

2/23/18 10:26:18

MANITOWOC COUNTY
FEBRUARY 20, 2018

SPRING PRM ELECTION

PRECINCTS-REPORTING

ASSEMBLY DIST 99. SENATE DIST 99

JUSTICE OF SUPREME COURT

	DALLET	SCRENOCK	BURNS	SCATTERING
MUNICIPALITY	CND-01	CND-02	CND-03	CND-04
-----	-----	-----	-----	-----
T CATO - W1.2	31	92	14	0
T CENTERVILLE	19	47	9	0
T COOPERSTOWN - W1.2	29	75	19	2
T EATON	20	35	9	0
T FRANKLIN - W1.2.3	25	64	7	2
T GIBSON - W1.2	31	81	10	1
T KOSSUTH - W1.2.3	63	109	23	2
T LIBERTY - W1.2	19	77	12	1
T MANITOWOC - W1.2	33	70	11	7
T MTWC RAPIDS - W1-5	80	199	34	2
T MAPLE GROVE	6	55	6	0
T MEEME - W 1.2.3.4	36	128	19	1
T MISHICOT - W1.2	19	59	7	0
T NEWTON - W1-3	54	186	32	0
T ROCKLAND - W1.2	12	57	4	0
T SCHLESWIG - W1.2	40	130	23	2
T TWO CREEKS	9	20	9	0
T TWO RIVERS - W1.2	39	94	31	0
V CLEVELAND - W 1.2	37	80	24	2
V FRANCIS CREEK	24	43	8	0
V KELLNERSVILLE	9	13	5	0
V MARIBEL	8	13	4	0
V MISHICOT - W1.2.3.4	37	72	7	1
V REEDSVILLE - W1.2.3	30	46	18	0
V ST NAZIANZ	11	28	5	0
V VALDERS	20	38	11	0
V WHITELAW	17	39	11	2
C KIEL - W1-6.8.9	79	147	31	0
C MTWC - W1.2	71	128	44	1
C MTWC - W3.4.22	95	140	43	0
C MTWC - W5.6	126	126	85	0
C MTWC - W7.8	36	57	16	1
C MTWC - W9.10.29	74	129	47	0
C MTWC - W11.12	129	170	55	3
C MTWC - W13.14	93	120	46	2
C MTWC - W15.16	157	243	63	0
C MC-17,18.21.23-26.28	94	104	41	1
C MTWC - W19.20.27	145	248	60	0
C TR - W1.2	83	102	27	1
C TR - W3.4	117	164	54	1
C TR - W5.6	60	96	39	0
C TR - W7.8	61	73	29	0

VOTES CAST-CANDIDATES: 2178 3997 1052 35

VOTES CAST-OFFICE: 7262 *

CANDIDATES CND-01 REBECCA DALLET CND-02 MICHAEL SCRENOCK CND-03 TIM BURNS
 CND-04 SCATTERING

CIRCUIT COURT JUDGE BRANCH# 2

MUNICIPALITY	DIETZ	BILKA	KOPPA	SCZYGELSKI	PANGBURN	SCATTERING
-----	CND-01	CND-02	CND-03	CND-04	CND-05	CND-06
-----	-----	-----	-----	-----	-----	-----
T CATO - W1.2	53	8	24	37	10	0
T CENTERVILLE	19	6	22	13	3	0
T COOPERSTOWN - W1.2	36	12	26	26	7	0
T EATON	19	8	17	12	2	0
T FRANKLIN - W1.2,3	25	10	18	21	11	3
T GIBSON - W1.2	25	12	28	42	8	2
T KOSSUTH - W1.2,3	57	15	28	55	27	0
T LIBERTY - W1.2	28	5	15	38	9	0
T MANITOWOC - W1.2	42	11	13	40	7	8
T MTWC RAPIDS - W1-5	112	13	76	82	20	5
T MAPLE GROVE	15	3	10	27	3	1
T MEEME - W 1.2,3,4	49	17	41	44	17	4
T MISHICOT - W1.2	24	1	18	26	6	0
T NEWTON - W1-3	78	14	48	104	11	0
T ROCKLAND - W1.2	16	4	7	33	4	0
T SCHLESWIG - W1.2	47	28	67	19	6	2
T TWO CREEKS	14	0	6	11	11	0
T TWO RIVERS - W1.2	52	7	34	31	31	0
V CLEVELAND - W 1.2	40	7	34	35	8	0
V FRANCIS CREEK	29	4	17	21	4	0
V KELLNERSVILLE	9	0	12	5	1	0
V MARIBEL	7	4	9	2	3	0
V MISHICOT - W1.2,3,4	41	11	25	26	11	1
V REEDSVILLE - W1.2,3	34	10	17	25	2	0
V ST NAZIANZ	14	4	5	11	3	0
V VALDERS	22	2	16	22	4	0
V WHITELAW	23	9	16	21	3	0
C KIEL - W1-6,8,9	82	26	75	37	15	1
C MTWC - W1.2	83	26	45	71	21	1
C MTWC - W3,4,22	93	20	59	86	23	1
C MTWC - W5,6	127	42	53	92	26	1
C MTWC - W7,8	31	11	30	29	14	1
C MTWC - W9,10,29	84	26	53	70	16	0
C MTWC - W11,12	146	28	62	103	27	1
C MTWC - W13,14	87	29	72	67	18	2
C MTWC - W15,16	162	41	74	145	39	3
C MC-17,18,21,23-26,28	97	27	43	68	9	1
C MTWC - W19,20,27	152	39	81	172	25	0
C TR - W1,2	79	14	46	41	30	0
C TR - W3,4	109	17	74	47	74	7
C TR - W5,6	52	9	37	37	58	2
C TR - W7,8	42	16	34	28	30	2

VOTES CAST-CANDIDATES: 2356 596 1487 1922 657 49

VOTES CAST-OFFICE: 7067 *

CANDIDATES CND-01 JERILYN M. DIETZ CND-02 JOHN BILKA CND-03 PATRICIA KOPPA
 CND-04 RALPH SCZYGELSKI CND-05 ERIC PANGBURN CND-06 SCATTERING

THE WHOLE NUMBER OF VOTES GIVEN FOR JUSTICE OF SUPREME COURT WAS SEVEN THOUSAND TWO HUNDRED SIXTY-TWO... 7262.
OF WHICH NUMBER---

MICHAEL SCRENOCK	RECEIVED THREE THOUSAND NINE HUNDRED NINETY-SEVEN	3997 VOTES.
REBECCA DALLET	RECEIVED TWO THOUSAND ONE HUNDRED SEVENTY-EIGHT	2178 VOTES.
TIM BURNS	RECEIVED ONE THOUSAND FIFTY-TWO	1052 VOTES.
SCATTERING	RECEIVED THIRTY-FIVE	35 VOTES.

THE WHOLE NUMBER OF VOTES GIVEN FOR CIRCUIT COURT JUDGE BRANCH# 2 WAS SEVEN THOUSAND SIXTY-SEVEN... 7067.
OF WHICH NUMBER---

JERILYN M. DIETZ	RECEIVED TWO THOUSAND THREE HUNDRED FIFTY-SIX	2356 VOTES.
RALPH SCZYGELSKI	RECEIVED ONE THOUSAND NINE HUNDRED TWENTY-TWO	1922 VOTES.
PATRICIA KOPPA	RECEIVED ONE THOUSAND FOUR HUNDRED EIGHTY-SEVEN	1487 VOTES.
ERIC PANGBURN	RECEIVED SIX HUNDRED FIFTY-SEVEN	657 VOTES.
JOHN BILKA	RECEIVED FIVE HUNDRED NINETY-SIX	596 VOTES.
SCATTERING	RECEIVED FORTY-NINE	49 VOTES.

CERTIFICATE OF DETERMINATION

SPRING PRM ELECTION - FEBRUARY 20, 2018

JUDICIAL OFFICES


WE DO, THEREFORE, HEREBY DETERMINE AND CERTIFY THE FOLLOWING NAMED PERSONS RECEIVED THE GREATEST AND THE NEXT TO GREATEST NUMBER OF VOTES FOR THE RESPECTIVE OFFICE FOR WHICH EACH WAS A CANDIDATE ON FEBRUARY 20, 2018

FOR THE OFFICE OF	HIGHEST CANDIDATE	2ND HIGHEST CANDIDATE
JUSTICE OF SUPREME COURT	MICHAEL SCRENOCK	REBECCA DALLET
CIRCUIT COURT JUDGE BRANCH# 2	JERILYN M. DIETZ	RALPH SCZYGELSKI


WE, THE UNDERSIGNED, CERTIFY THAT WE ARE THE MEMBERS OF THE BOARD OF CANVASSERS FOR MANITOWOC COUNTY.

WE CERTIFY THAT THE ATTACHED TABULAR STATEMENT OF VOTES CAST AND SUMMARY STATEMENT OF THE BOARD OF CANVASSERS, CANVASSED AND PREPARED BY US, ARE CORRECT AND TRUE AS COMPILED FROM THE ORIGINAL RETURNS MADE TO THE COUNTY CLERK, FEBRUARY 20, 2018.


LOIS KIEL, COUNTY CLERK



JESSICA BACKUS
A DEMOCRAT



VIRGINIA KLEMM
A REPUBLICAN



DOROTHY BOUTIN
A REPUBLICAN